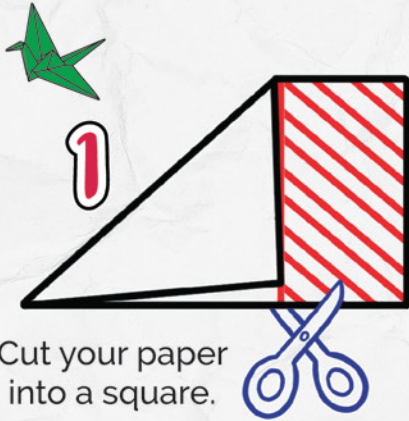
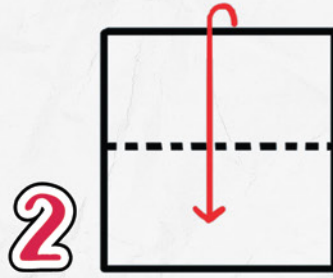



Remember to ask an adult for help with the cutting out bits!



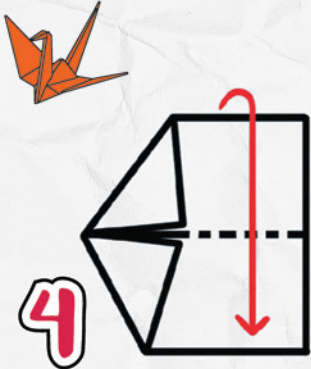
1  
Cut your paper into a square.




2  
Fold. Unfold.



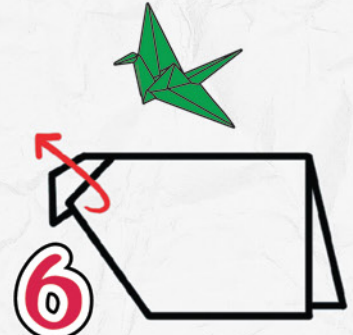
3  
Fold to center line.




4  
Fold in half.



5  
Fold down 1/4 of top edge.



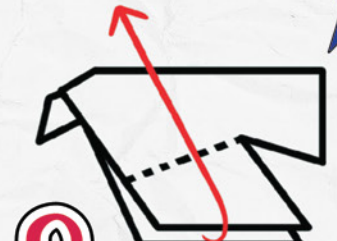
6  
Fold back up to make neck.



7  
Fold back down to make head



8  
Cut to make wing & tail.



9  
Fold wings up.

# Bertie's Peace Crane Folding Guide